



Innovation
that excites

NV200




DURABLE AND SPACIOUS WITH LIMITLESS POSSIBILITIES

Designed for commercial use, the NV200 has outstanding load length, volume and floor height. With its distinctive styling, advanced functionality and class-leading fuel efficiency, you can rest assured that this panel van will always get the job done, while providing ultimate comfort throughout the workday.

Van of The Year*

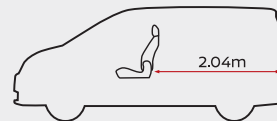


*What Van? Awards 2009, UK
*Professional Van and Light Truck Awards 2010, UK

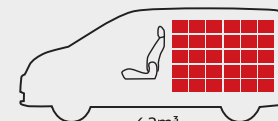


OUTSTANDING SPACE

Designed to provide a huge cargo space, the length of the NV200 reaches 2.04m and can easily accommodate 2 Euro Pallets. Additionally, with a 4.2m³ cargo volume and 740kg payload, it is always ready to take on any unexpected jobs.



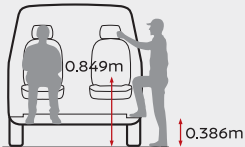
Long load space can accommodate 2 Euro Pallets.*
*Euro Pallet Dimension: 1200mm(W) x 1000mm(L)



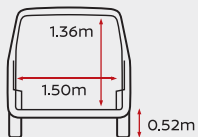
4.2m³
Class leading cargo volume with maximum payload of 740kg.

EASY ACCESS

The cargo floor of the NV200 is only 520mm from ground level, the lowest loading height in its class. This enables easy and quick loading and unloading of goods. Additionally, the low side step allows driver and front passenger to enter and exit the vehicle easily.



Optimal hip point with low side step allows easy access.



Low floor height, high roof and wide space enables easy loading and unloading of goods.



Dual sliding doors.

▲ SUPERIOR POWER & ECONOMY

The NV200 is equipped with a powerful HR16DE engine with Continuously Variable-valve Timing Control (CVTC). The highly efficient engine produces a maximum torque of 152Nm. It delivers best-in-class fuel efficiency and an impressive range in everyday driving conditions, allowing you to go longer between fill-ups.



HR16DE

Max. Power:

109 ps/6000 rpm

Max. Torque:

152 Nm/4400 rpm

Best-in-class fuel efficiency

14km/L

(Under Japan 10-15 test mode)

▲ EFFORTLESS MANEUVERABILITY

The NV200 is perfect for city driving. Its turning radius of 5.2m helps you maneuver easily in crowded streets.



5.2m



▲ ELECTRIC POWER STEERING (EPS)

The EPS results in better fuel consumption and smooth steering response.



▲ SMOOTH TRANSMISSION

The performance of the NV200 is further enhanced by its 5-speed manual transmission with optimised gear ratio that helps maximise fuel economy. The smooth gear shift also provides a comfortable drive and the control you need in any situation.



▲ FRONT AND REAR SUSPENSION

Independent MacPherson strut front suspension along with Rigid & Semi-elliptic Leaf Spring rear suspension offer stability and control even driving at high speeds through curves and over rough or uneven road surfaces.



Independent MacPherson strut front suspension with stabiliser bar.



Rigid & Semi-elliptic Leaf Spring rear suspension.



SMART & CONVENIENT

It is easy to work and relax in the NV200. Its smart interior has multiple storage spaces to keep your everyday work items. This includes a centre upper tray and glove box, storage trays between the front seats and dashboard, holders for drinks between seats and dashboard, large door pockets and concealed storage under the driver seat and centre console. The passenger seatback also folds forward to create a useful flat workspace.



Sun visor slot



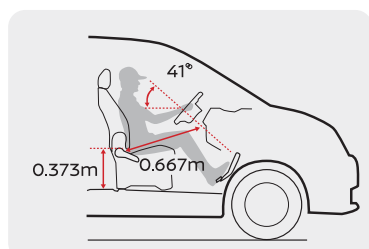
Card slot



Large door pocket

SEAT DYNAMICS

The NV200 features a reclinable and slidable driver seat for a more comfortable driving position. Excellent visibility from high seating position allows you to see further ahead while the instrument on the dashboard is angled towards the driver providing clear information with just a quick glance.



Based on driver's height 177cm

HIGH-TECH DISPLAY

The highly legible Multi-function Meter provides all the information required to help you drive economically. It displays engine revs, fuel consumption, upshift indication and available range.





SAFETY SHIELD

Nissan's concept of "the vehicle that helps protect people."

In the area of safety technology, Nissan pursues innovation as part of its "Safety Shield" concept, an advanced, proactive approach to safety issues based on the idea that cars should help protect people. This approach provides various measures to help the driver and passengers better avoid dangers in ways that are optimised to each of a wide range of circumstances that the vehicle may be in, from "risk has not yet appeared" to "post-crash".

▲ Helps the driver to maintain comfortable driving

Even when risk has not appeared, Nissan technologies make it easier for the driver to maintain safe driving conditions. Some of these innovations reduce the driver's burden, while others enhance visibility and awareness of the immediate surroundings at night and when parking, for example:



Headlamps

Large, bright headlamps employ transparent lenses to enhance light distribution for improved night time visibility and easier driving.

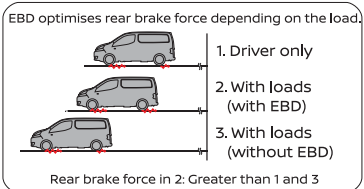


Speed-sensing Intermittent Windshield Wipers

Operation varies depending on the vehicle speed when it is on intermittent mode.

▲ Helps the driver to recover from dangerous conditions to safe driving

When a risk appears, warnings and automatic countermeasures help the driver avoid it.



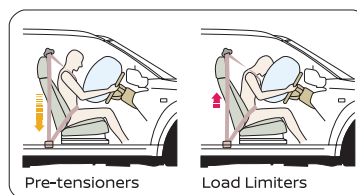
ABS (Anti-lock Braking System),
EBD (Electronic Brake-force Distribution),
BA (Brake Assist).

Control of the NV200 is managed by three significant braking technologies within the car

- EBD enhances the braking effectiveness by applying additional brake force depending on the load of the vehicle.
- Brake Assist supplies additional stopping power in the case of emergency braking.
- ABS maintains the directional control of the vehicle by preventing wheel lockup.

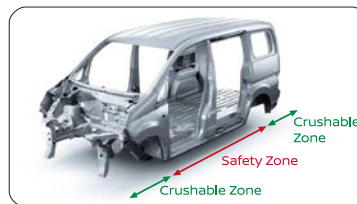
▲ Helps minimise the damage when a collision is unavoidable

In case when a crash cannot be avoided, additional Nissan technology helps reduce injuries and damage by activating the brakes, restraining passengers and applying other measures.



Pre-tensioner Seatbelts

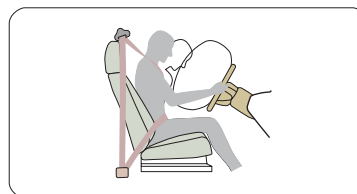
The seatbelts are equipped with pre-tensioners, which take up slack for faster restraint, and load limiters, which limit the deceleration force felt by the occupant.



Zone Body Construction

The NV200 is designed to handle the demands of hard work. Outside its rigid central structure are effective energy absorbing zones that dissipate impact forces and safety zone acts as a protective shell around vehicle occupants via a high strength cabin.

The monocoque body also offers greater rigidity for exceptional on the road holding and promises immediate responsive control minus delayed reactions.



SRS Airbag

SRS Airbag deploys automatically in the event of severe frontal impact to minimise the risk of injury to the driver.



Seeking a symbiosis of people, vehicles and nature.

Nissan's environmental philosophy can be described as, "a symbiosis of people, vehicles and nature." It is our ideal for a sustainable mobile society now and our goal for the future. We established the Nissan Green Program with specific objectives to realise the goal, and we are diligently making concerted efforts to reduce environmental impact at every stage of the vehicle life cycle and our corporate activities.

ENVIRONMENT

▲ SPECIFICATIONS

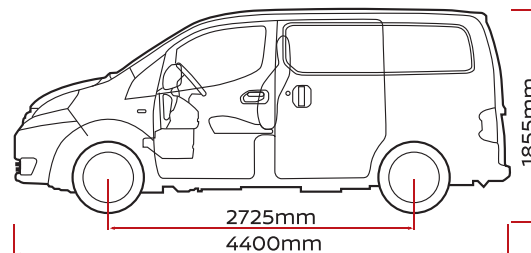
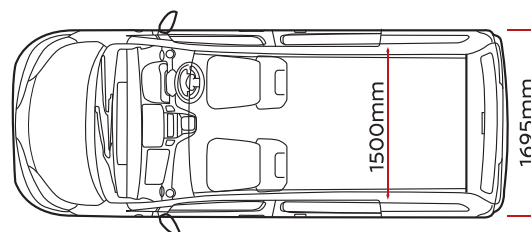
Model		NV200	
Engine		1.6L	
Code		HR 16DE	
Type		DOHC, 16-Valve, 4-Cylinder, Inline with CVTC	
Displacement	(cc)	1598	
Bore x Stroke	(mm)	78.0 x 83.6	
Max. Power	kW (ps)/rpm	80 (109) / 6000	
Max. Torque	Nm (kg-m)/rpm	152 / 4400	
Compression Ratio		9.8	
Fuel System		ECCS Electronic Fuel Injection System	
Fuel Type		Petrol	
Fuel Tank Capacity	(L)	55	
Transmission			
Type		5-Speed Manual	
Gear Ratios	1st	3.7273	
	2nd	2.0476	
	3rd	1.3929	
	4th	1.0968	
	5th	0.8919	
	Final Gear Ratio	4.2143	
	Reverse	3.5455	
Drivetrain		Front Wheel Drive	
Suspension/Chassis			
Suspension	Front	Independent MacPherson Strut with Coil Springs	
	Rear	Rigid & Semi-elliptic Leaf Spring	
Steering System		Electric Power Steering	
Min. Turning Radius (curb to curb)		(m) 5.2	
Brake	System	Diagonal Split Brake Circuits	
	Front	Disc	
	Rear	Drum	
Alloy Wheel Size		14" x 5JJ	
Tyre Size		165/R14C	
Dimensions/Weight			
Wheelbase	(mm)	2725	
Tread	Front	(mm)	1490
	Rear	(mm)	1510
Min. Ground Clearance	(mm)	160	
Curb Weight	(kg)	1220	
Gross Vehicle	(kg)	1960	
Capacities			
Seating	(persons)	2	
Luggage Capacity	(m ³)	4.2	

▲ SEAT MATERIAL

Comfortable and durable fabric seat.



▲ DIMENSIONS



3-year/100,000km warranty, whichever comes first. Terms and conditions apply.



Crushable zones safety restraint zone



Dual SRS Airbags System



Anti-lock Braking System



Electronic Brake force Distribution



Edaran Tan Chong Motor Sdn Bhd reserves the right to make any changes without notice concerning colours, equipment or specifications detailed in this brochure or to discontinue individual models. The colours of vehicles delivered may differ slightly from those in this brochure. The specifications vary for different countries depending on local market conditions. Please consult your local dealer to ensure that the vehicle delivered accords with your expectations.



Innovation that excites



EDARAN TAN CHONG MOTOR SDN. BHD. (230669-H)
A subsidiary of Tan Chong Motor Holdings Berhad (12968-F)

www.nissan.com.my

Nissan Customer Care Centre: 1800-88-3838